



Tsang Yow Industrial Co.,Ltd

TSANGYOW

Professional transmission systems manufacturer,

Your best strategic partner

Invited to attend the joint investor conference held
by Taishin Securities Co.,Ltd .



Code : 1568

Dec 1st,2022



TSANGYOW

Disclaimer of warranties

The actual operating results, financial conditions and business results of the company that may occur in the future may differ from these express or implied predictive information. The reasons may be due to various factors, including but not limited to price fluctuations, competitive conditions, international economic conditions, exchange rate fluctuations, market demand and other risks beyond the control of the company and other factors. The outlook for the future in this briefing reflects the company's view of the future so far. In the event of any changes or adjustments to these views in the future, the company is not responsible for re-alerting or updating at any time.

The content of this brief is not investment advice.



Content Outline

TSANGYOW

- Company Profile
- Operation Overview
- Financial Data
- Future operations





Company Profile

- **Established time** : Jan.16,1985
- **Listing date** : May.14,2014
- **Capital** : NT\$1,030,865,000
- **Chairman** : SU,CHI-TSE
- **General manager** : SU,CHI-HU
- **Location** : No. 18 Chung-Shan Rd., Fu-Lo Village
Min-Hsiung Industrial Park
- **Number of employess** : Oct.2022 Total:595 employees
(Taiwan head office: 401 · Wuxi plant :194)



Locations

TSANGYOW



Tsang Yow Chung-Shan plant,TAIWAN(10,710 m²)



Tsang Yow Cheng-gong plant,TAIWAN(5,200 m²)



Wuxi Tsang Yow,Wuxi China(66,700 m²)




Tsang Yow Cheng-gong second plant,TAIWAN(19,250 m²)



Main Products Overview

–Automobile gearbox component

automatic transmission parts ∨
torque converter parts



–Clutch parts for heavy-duty trucks

truck clutch ∨ engine

–Industrial machinery parts

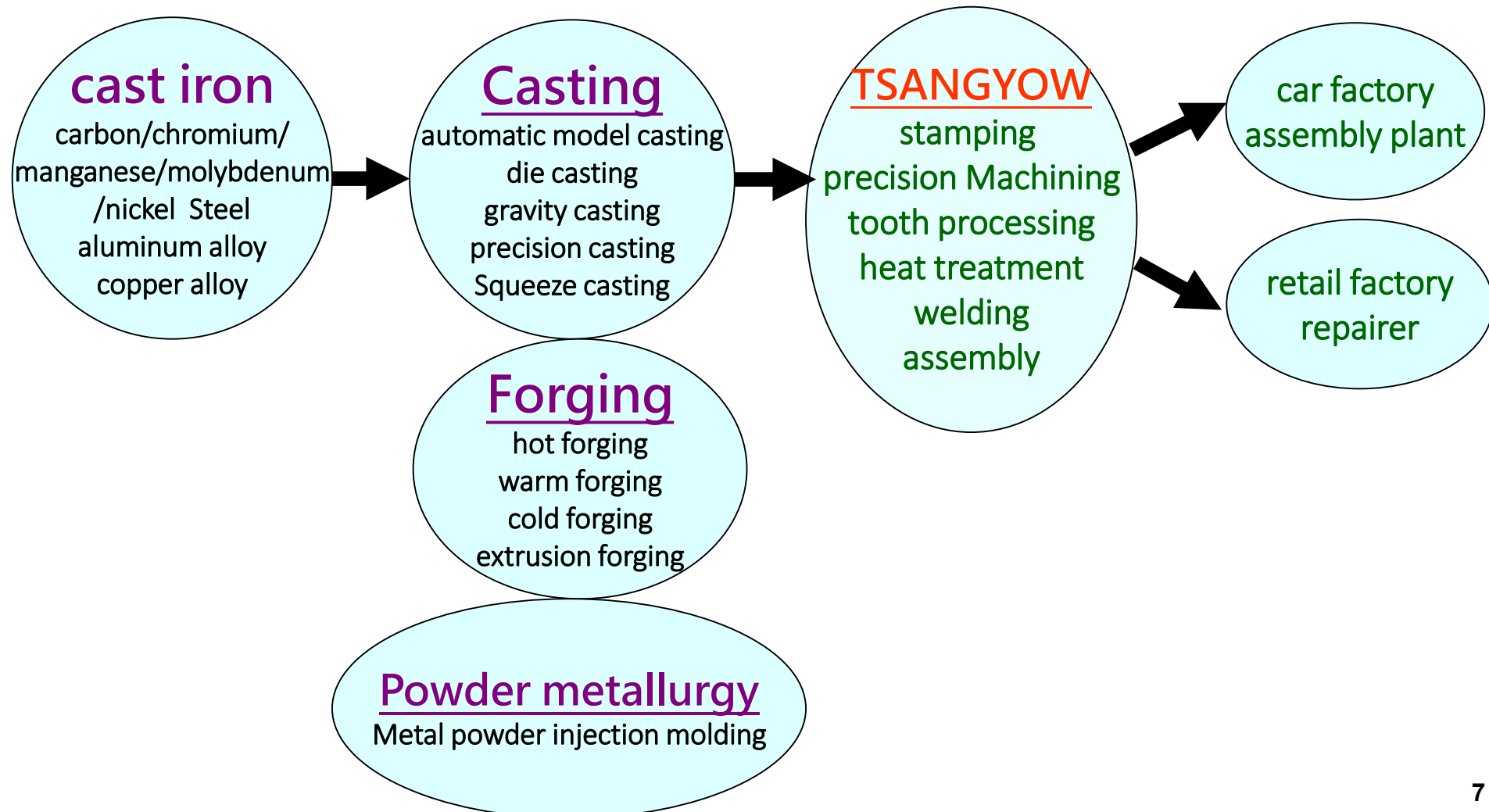
agricultural machinery ∨ bulldozer





Industrial upstream and downstream supply system

Automotive components

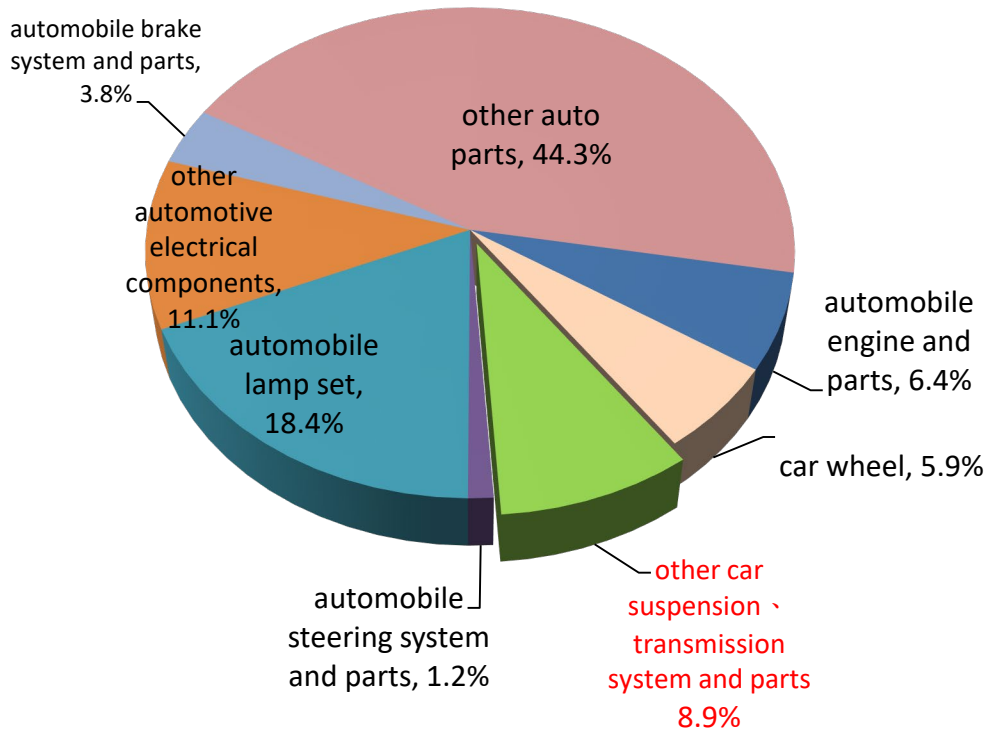




Market Overview

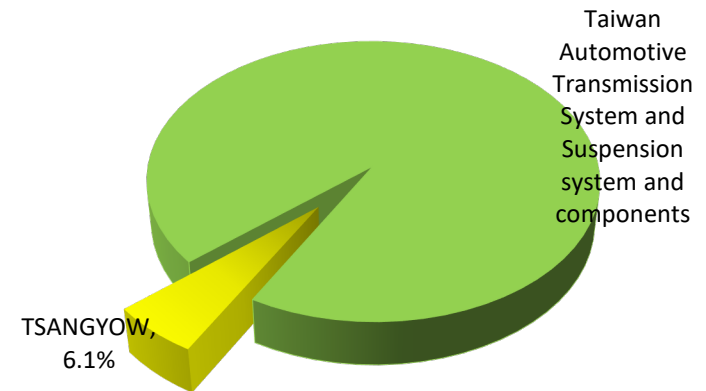
TSANGYOW

Proportion of Taiwan's auto parts manufacturing sales



The sales value of auto parts manufacturing in Taiwan from January to August 2022 was NT \$148.7 billion.

TSANGYOW (Taiwan) accounts for about 6.1% of the total output value of another automotive suspension, drivetrain, and components categories.



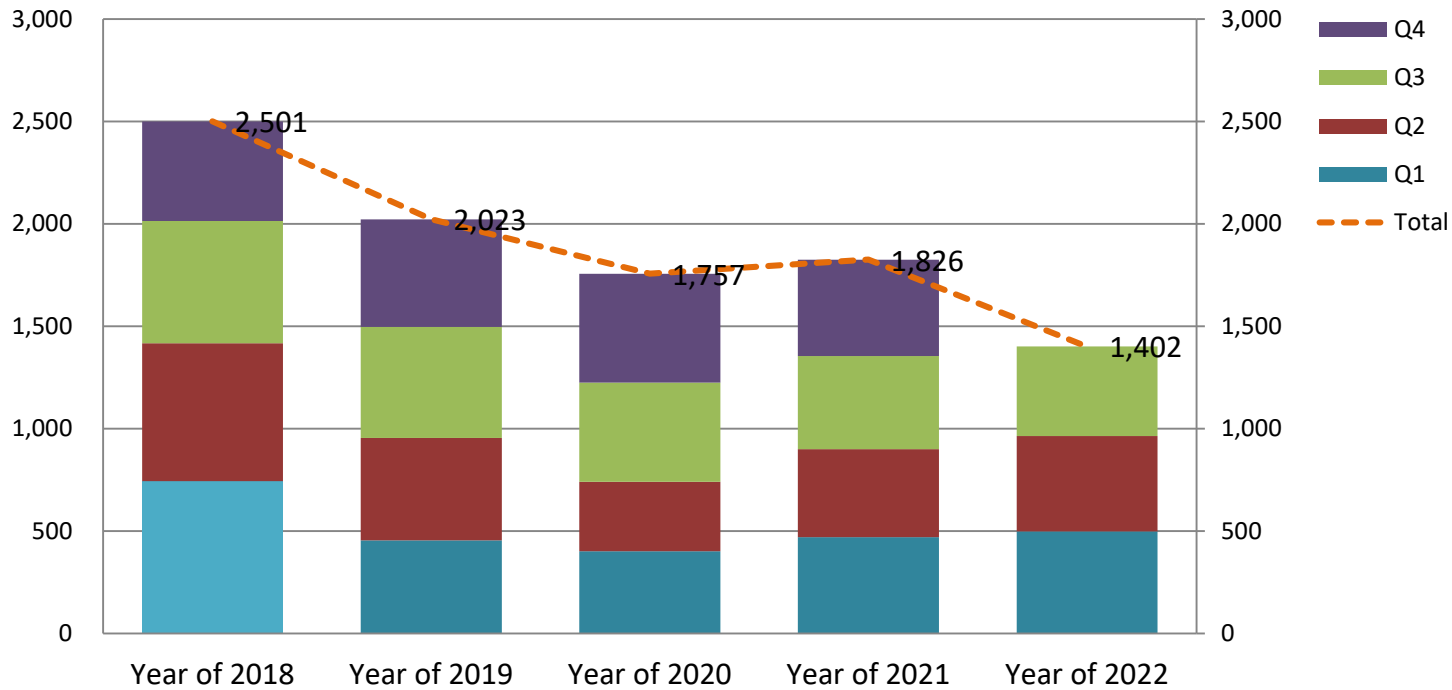


operations overview

profitability

Unit : NTD/million

Operating Revenue



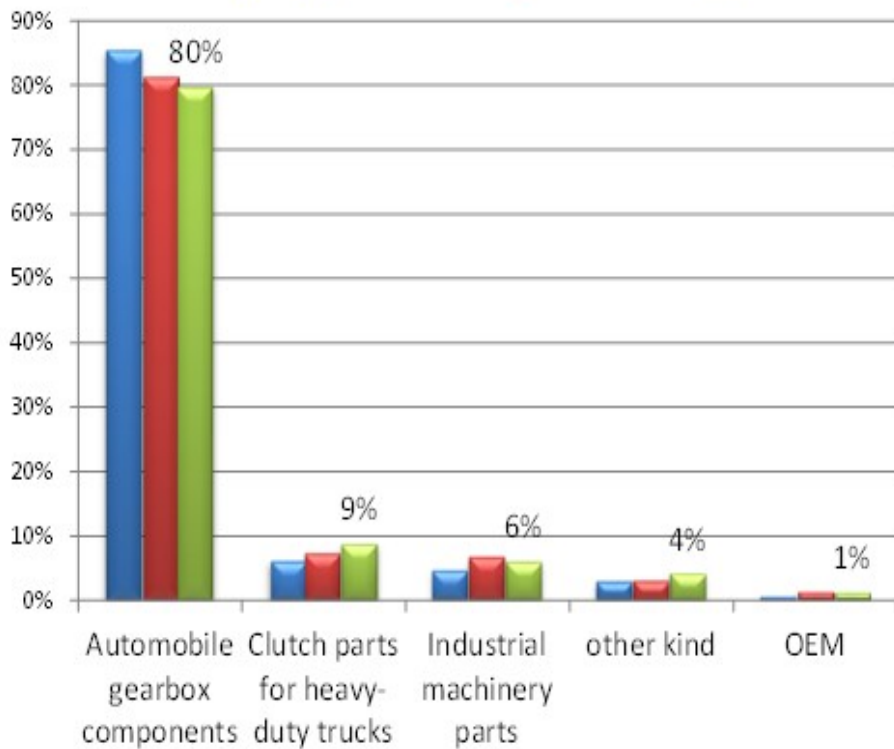


Operating income proportion

TSANGYOW

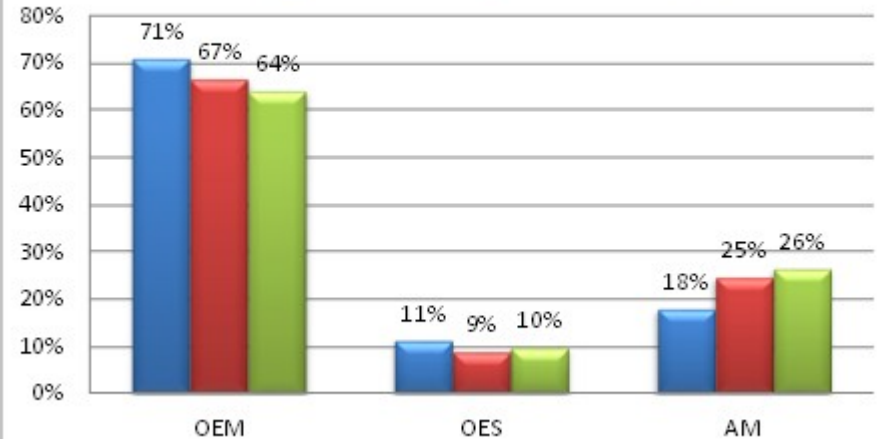
Product category

■ Year of 2020 ■ Year of 2021 ■ Q3-2022 YTD



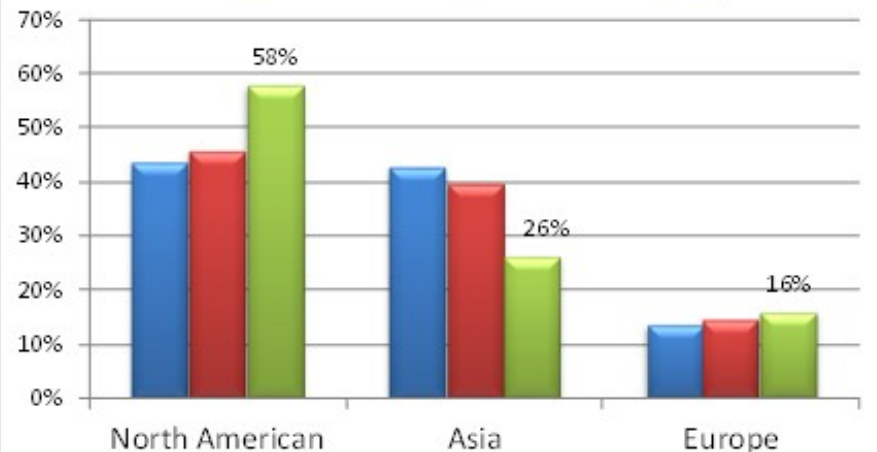
Market share

■ Year of 2020 ■ Year of 2021 ■ Q3-2022 YTD



Area classification

■ Year of 2020 ■ Year of 2021 ■ Q3-2022 YTD



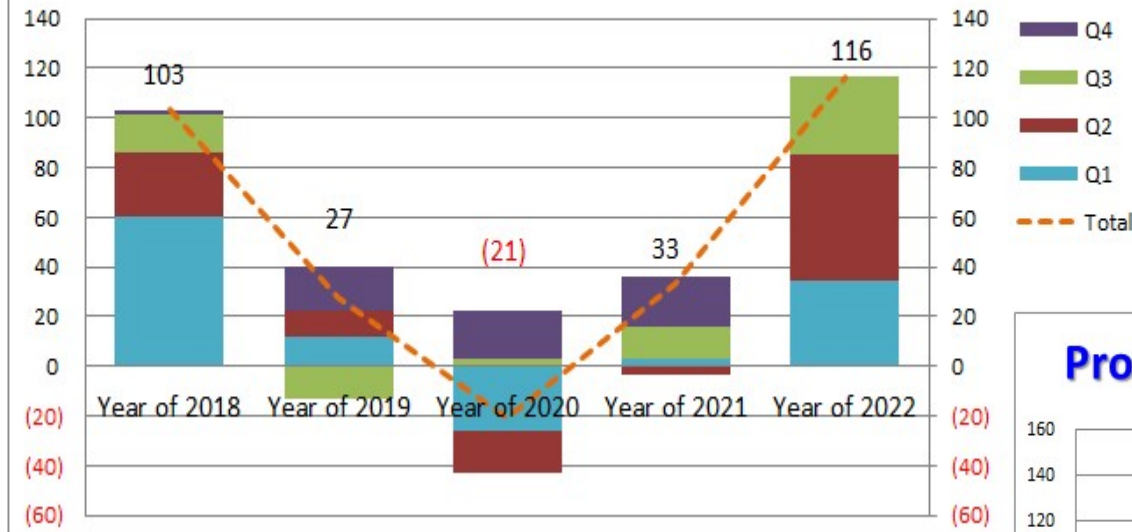


operations overview

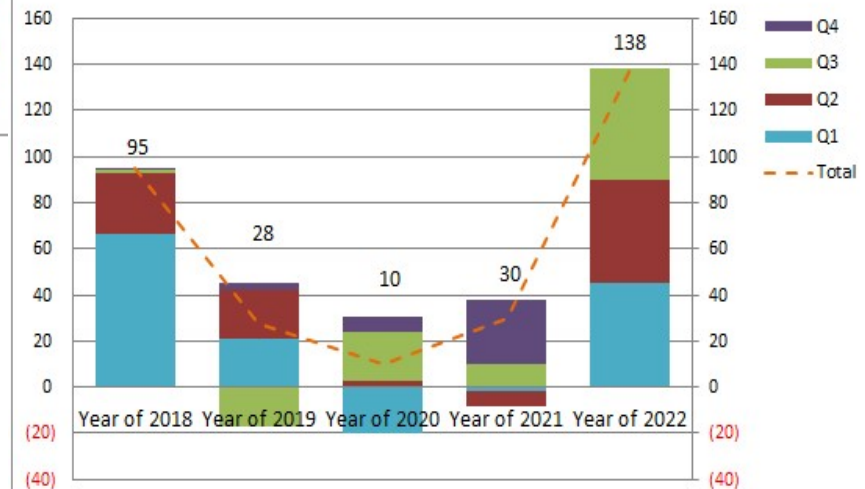
profitability

Unit : NTD/million

Net Operating Income



Profit After Tax






Operational focus

- ❑ Initiate customer visits and strengthen customer relationships.
- ❑ Optimize production and marketing schedule, continuous precision production, and quality/cost/delivery improvement, to meet customer needs.
- ❑ Accelerate digital transformation, reduce labor dependence and manual ineffective operations, and improve management efficiency and industrial competitiveness.
- ❑ Accelerate the expansion of product development direction, achieve diversified product strategy goals, and increase revenue .
- ❑ Equipment integration and optimization, improve asset use efficiency, reduce idle loss.



TSANGYOW

TSANGYOW are committed to understanding each customer in order to provide services that meet or exceed customer requirements. Make each other the best partners on the road to success, in order to achieve a win-win situation.



Humbly request your advice.